

## Monthly net tangible asset (NTA) backing per share and top 20 investments as at 30 September 2021

	Before Tax*	After Tax*
30 September 2021	\$3.66	\$3.10
31 August 2021	\$3.77	\$3.17

\* The before and after tax numbers relate to the provision for deferred tax on the unrealised gains in the Company's investment portfolio. The Company is a long term investor and does not intend disposing of its total long term investment portfolio. Under current Accounting Standards, the Company is required to provide for tax on any gains that may arise on such a theoretical disposal, after the utilisation of brought forward losses. Note the After Tax figure for 31 August 2021 has been restated from the previously announced figure of \$3.25.

### Key facts

**Investment objectives:** Mirrabooka aims to provide medium to long term investment gains through holding core investments in selected small and medium sized companies (companies which fall outside the S&P/ASX 50 Leaders Index) and to provide attractive dividend returns to shareholders from these investments.

**Benchmark:** Combined S&P/ASX Mid 50 and Small Ordinaries Accumulation Indices.

**Size of portfolio:** \$659.9 million at 30 September 2021.

**Management cost:** 0.50 per cent, no performance fees.

**Investment style:** long-term, fundamental, bottom-up.

**Suggested investment period:** five years to 10 years or longer.

**Net asset backing:** released every month with top 20 investments.

**Listed on ASX:** code MIR.

### Key benefits

**Diversified portfolio** primarily of ASX-listed Australian equities.

**Tax-effective income** via fully franked dividends.

**Consistent after tax paid investment returns** achieved over the long term.

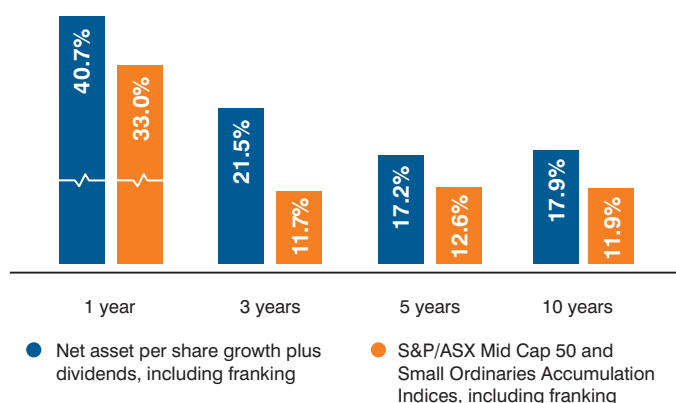
**Professional** management and an experienced Board, investment and management team.

**Low-cost** investing.

**Ease of investing**, transparent ASX pricing, good liquidity in shares.

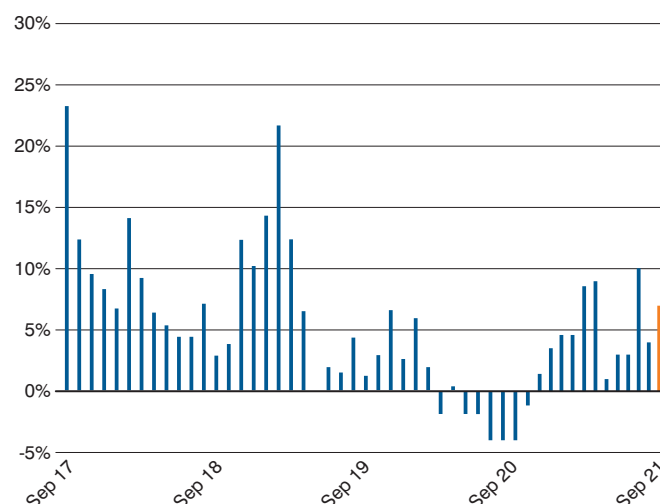
**Shareholder meetings** on a regular basis.

### Portfolio performance percentage per annum-periods ending 30 September 2021



Figures assume an investor can take full advantage of the franking credits.  
Past performance is not indicative of future performance.

### Share price premium/discount to NTA



Release authorised by Matthew Rowe, Company Secretary

Mirrabooka Investments Limited (MIR) – ABN 31 085 290 928

Level 21, 101 Collins Street, Melbourne Victoria 3000  
(03) 9650 9911 | [invest@mirra.com.au](mailto:invest@mirra.com.au) | [mirra.com.au](http://mirra.com.au)

**Share Registrar**  
Computershare Investor Services Pty Ltd  
[investorcentre.com.au](http://investorcentre.com.au)

1300 653 924 (in Australia)  
+61 3 9415 4342 (outside Australia)

## Portfolio facts

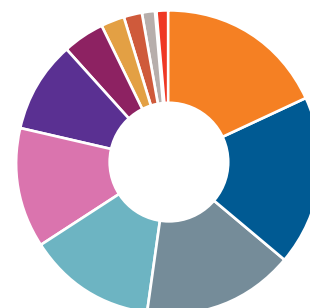
### Top 20 investments valued at closing prices at 30 September 2021

		Total Value \$m	% of the Portfolio
1	Mainfreight	46.3	7.1
2	ARB Corporation	34.3	5.3
3	Macquarie Telecom Group	33.3	5.1
4	IRESS	21.1	3.2
5	Pinnacle Investment Management Group	19.3	3.0
6	Breville Group	17.5	2.7
7	James Hardie Industries	17.1	2.6
8	AUB Group	17.0	2.6
9	FINEOS Corporation Holdings	16.9	2.6
10	Carsales.com	16.6	2.6
11	ResMed	16.2	2.5
12	Reece	15.8	2.4
13	Netwealth Group	14.3	2.2
14	NEXTDC*	14.2	2.2
15	Temple & Webster Group	12.9	2.0
16	Seek	12.8	2.0
17	Fisher & Paykel Healthcare Corporation	12.7	2.0
18	ALS	12.7	1.9
19	EQT Holdings	12.4	1.9
20	Invocare	12.0	1.8
<b>Total</b>		<b>375.5</b>	

As a percentage of total portfolio value (excludes cash) **57.7%**

\* Indicates that options were outstanding against part of the holding.

### Investment by sector at 30 September 2021



- Industrials **18.2%**
- Consumer Discretionary **18.0%**
- Information Technology **16.2%**
- Other Financials **13.8%**
- Communication Services **12.7%**
- Healthcare **9.7%**
- Materials **4.6%**
- Real Estate **2.4%**
- Consumer Staples **1.9%**
- Cash **1.3%**
- Energy **1.2%**

## Important Information

This information has been prepared by Mirrabooka Investments Limited (MIR) (ABN 31 085 290 928) and is provided by Australian Investment Company Services Limited, holder of Australian Financial Services Licence 303209 (Provider). To the extent that this information includes any financial product advice, the advice is of a general nature only and does not take into account any individual's objectives, financial situation or particular needs. Before making an investment decision an individual should assess whether it meets their own needs and consult an appropriately licensed financial adviser. The information contained in these materials have been prepared in good faith. However, no warranty (express or implied) is made as to the accuracy, completeness or reliability of any statements, estimates or opinions or other information contained in these materials (any of which may change without notice) and to the maximum extent permitted by law, the Disclosers disclaim all liability and responsibility (including, without limitation, any liability arising from fault or negligence on the part of any or all of the Disclosers) for any direct or indirect loss or damage which may be suffered by any recipient through relying on anything contained in or omitted from these materials. A copy of the relevant Financial Services Guide can be found on Mirrabooka's website: [www.mirra.com.au](http://www.mirra.com.au)